



**EAA Chapter 100
July 2019 Newsletter**
<http://eaa100.org>

2019 Chapter Leaders

President
Jim Owens
President@eaa100.org

Vice President
Dwayne Hora
VP@eaa100.org

Secretary
Tom Hall
Secretary@eaa100.org

IMC Club Director/Web Editor
Dick Fechter
IMCClub@eaa100.org
Webmaster@eaa100.org

Jim Owens
Newsletter /
Program Director /
ProgramDirector@eaa100.org

Technical Counselor
Wayne Trom
TechCounselor@EAA100.org
507-374-6245

Flight Advisor
Dave Nelson
FlightAdvisor@EAA100.org

Young Eagles chairs
Jim Owens/Dick Fechter
YoungEagles@eaa100.org

Treasurer/Tool Coordinator
Gordy Westphal
ToolCoordinator@EAA100.org

EAA Chapter 100 is a nonprofit association involved in the promotion of aviation through adult and youth education, hands-on training, building and maintenance of experimental aircraft, and through community awareness programs.

This publication by EAA Chapter 100, Inc. is for the use, education and occasional enjoyment of its members and others. No claim is made for the accuracy or applicability of information herein. Editorial content is the opinion of the contributor not necessarily the position of either EAA Chapter 100 or the Experimental Aircraft Association.

Reader submissions and comments are strongly encouraged.

EAA Chapter 100 Upcoming Events:



See <http://RSTGA.44rf.com> for detailed information on local GA events including EAA Chapter 100 events. Below is a summary of our EAA events.



Fly-in meeting

**EAA Chapter 100 Fly-in meeting
Saturday, July 13th 9am. Dodge Center**
Hoping for a ramp full of airplanes.



**IMC Club meeting
Wednesday, July 10th 7pm**
(2nd Wed of the month) 1153 Tompkins Dr NE
Byron, MN (Premier Security training facility)
Thanks, Dan Walker

FAA released a new Runway safety simulator at <https://www.runwaysafetysimulator.com>


Repeat from last month. This is interesting information so I thought I would keep it for another month.

Each Runway Stripe Is 120 Feet Long. Here's What Else Runway Markings Can Tell You...

By [Swayne Martin](#)

Do you know how runway markings can help your everyday flying? These are great facts to memorize.

The following information comes from the FAA's most recent [Airfield Standards](#) publication. At some airports around the country, you'll find non-standard markings, even on runways.



[GolfCharlie232](#)

Centerline Stripes And Gaps Make Great Distance Markers

Each runway centerline stripe is 120 feet long and 36 inches wide. The gaps between each stripe are 80 feet.


This is one of the best aids in determining your landing point, or how far you've floated down the runway. Remember the FAA's ACS Standards for

short field landings? Private pilot applicants need to land within 200 feet of their chosen landing point. Commercial pilot applicants have tighter standards, and need to land within 100 feet of their designated landing point.


For example, let's say you made the beginning of a runway stripe the designated touchdown point for a private pilot short field landing. **You need to land on that stripe, or within the gap beyond the stripe (120 feet + 80 feet).** If you remember the measurements, you can practice more effectively and hold yourself to the tightest of standards.



The one major exception to this rule is obvious. Not all runways have perfect stripe lengths. According to the FAA, "Adjustments to the length of the stripes and gaps, where necessary to accommodate the runway length, are made near the runway midpoint." Below are two examples, showing how centerline stripes and gaps are adjusted towards the runway's midpoint.




Boldmethod



Boldmethod

Runway Number Height - Don't Land Short!

The runway's designation - the numbers identifying the runway direction - are 60 feet tall. If you're flying into a short runway, leave yourself a margin of error. Don't land short!



Threshold Markings For Runway Width

Have you ever wondered what the threshold markings mean on each runway? The number of markings represents the runway's width. The threshold markings are 150 feet long and 5.75 feet wide.

They're usually found on runways with instrument approaches, and are required on runways serving approach Category C and D airplanes. Threshold markings are also required on runways used by international commercial transport. Here's a breakdown of what the number of threshold markings means:

Threshold stripes indicate runway width.




Runway width	Number of stripes
60 feet	4
75 feet	6
100 feet	8
150 feet	12
200 feet	16



[boldmethod](#) ▶

Runway Instrument Approach Category

Just by looking at a runway, you can tell if it has instrument approaches available. There's a lot that goes into each specific marking, so check out the FAA chart below...

Runway Surface Marking Scheme	Threshold Approach Category		
	Visual Approach	Non-precision Approach (Approaches with vertical guidance not lower than 0.75 statute mile visibility)	Precision Approach (Approaches with vertical guidance lower than 0.75 statute mile visibility)
Runway diagram			
Landing Designator	Required	Required	Required
Centerline	Required	Required	Required
Threshold	Note 1	Required	Required
Aiming Point	Note 2	Note 3	Required
Touchdown Zone	(not applicable)	(not applicable)	Required
Edge Markings	Note 4	Note 4	Required

Notes:

1. Required on runways serving approach categories C and D airplanes and for runways used, or intended to be used by international commercial air transport.
2. Required on 4,200 foot or longer runways serving approach categories C and D airplanes.
3. Required on 4,200 foot or longer instrumented runways.
4. Used when the full runway pavement width may not be available for use as a runway.

FAA

Aiming Point Markers

The runway aiming points (commonly called the 1000 foot markers) are a perfect target to descend towards, and you should plan to touchdown on or just beyond them. If landing performance allows, having some of the runway prior to your point of landing will ensure that you don't land short. There's rarely a time when landing on the numbers is safer than landing near the aiming point. **The aiming points are 150 feet long and 20 feet wide. If a**

runway is shorter than 4,200 feet, the aiming points may be shortened to 100 feet in length.

In almost every case, following the VASI will give a single engine piston aircraft more than enough room to land and stop well before the end of the runway. It's much more likely for a single-engine piston to land short when aiming for the threshold than to overrun the runway after touching down near the aiming points.



Boldmethod

Happy 4th of July!!

